


# White BL7 with black switch

## Assembly instructions

### Step 1

Change black switch on white BL7 lamp.



### Step 2

Take off the screws by hand.




# White BL7 with black switch

## Assembly instructions

### Step 3

Release the switch cover and take it off.



### Step 4

Push the switch from the front to the back.



# White BL7 with black switch

## Assembly instructions

### Step 5

Unscrew the switch.



### Step 6

Replace black switch with white switch.



### Step 7

Put wires in the switch and tighten the two screws.

It does not matter which wire goes to which outlet.



# White BL7 with black switch

### Step 8

Place fiber disc on the switch.



### Step 9

Put the switch cover on the switch and tighten it.




# White BL7 with black switch

## Assembly instructions

### Step 10

Put the back plate back on.



### Step 11

Place the screws in the lamp and connect them to the back plate.

